



 Made in Germany

Rolleiflex 2,8 FX · 4,0 FW · 4,0 FT

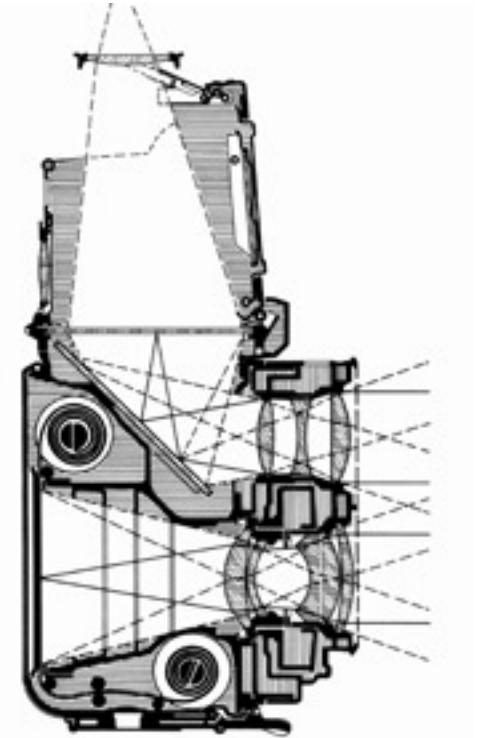
The Classics With Advanced TTL Exposure Metering

Rolleiflex 2.8 FX · 4.0 FW · 4.0 FT

Ideas that have made history



Photo: Fritz Henle (Mister Rollei)



Paul Franke



Reinhold Heidecke

A technician and a businessman. Both fascinated by the medium of photography. Both of them daring enough to establish a company to build cameras in precarious times. Their names soon became synonymous with the heyday of twin-lens reflex cameras: Paul Franke and Reinhold Heidecke.



There are works of art that have become a legend, and not only in literature, painting or music. Some of them can also be found in photography. And one example is doubtless the twin-lens 6 x 6 Rolleiflex.

When it was introduced in 1929, it was a sensation: an ingenious design principle that quickly made Rolleiflex a household word everywhere. No master photographer who would not use it, no apprentice who would not wish to master it. For the professional, a Rolleiflex camera was an absolute must for creative work.

There were no magazines, no photographic books that would not contain Rolleiflex photos. For decades, Rolleiflex cameras were to have a decisive effect on photographic history.

Many pioneering photographers used them to create world-famous images.

That was the beginning of a technical evolution that would give birth to quite a number of successful cameras. And one thing is for sure: Wherever in the world an event was unfolding that would change the course of history, it was faithfully recorded with a Rolleiflex camera.

Its countless imitations are ample proof of the Rolleiflex' trendsetting design, although none of the copies would ever be a match for the original.

This is why twin-lens fans and dedicated photographers time and again suggested that this classical camera concept be kept alive and upgraded with advanced technology.

The result is the current line of Rolleiflex cameras: Classical twin-lens reflex cameras with the advanced exposure-control options of a modern Rolleiflex.

The twin-lens Rolleiflex is living proof that good ideas never grow old.



Rolleiflex 2.8 FX · 4.0 FW · 4.0 FT 6 x 6 – The stepping stone to creativity



Photo: Herbert Salich

The square has always played a major role in painting. Its versatility has fascinated both ancient artists and modern painters. Small wonder then that the professional photographers of our days prefer the square 6 x 6 format. It leaves room for sectional enlarging to obtain horizontal or vertical pictures without determining composition right from the beginning. Its area is almost four times that of the 35mm format, which leaves a greater creative margin. How important this margin is becomes clear the moment you compare a 35mm slide with a 6 x 6 slide.

Another aspect is that you don't have to press the viewfinder eyepiece against your forehead, afraid you might miss some important details within the small field of view. The large and bright screen image makes the photographer feel part of the scene, putting him in direct touch with the subject. The result is much more considerate work so important for the professional. And, last but not least, the larger format also ensures better tonal rendition and higher resolution of image detail – a qualitative advantage not only for subsequent enlargement, but also for projected images.

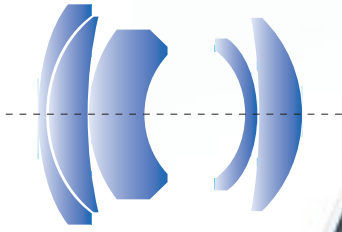
Low weight and high mobility are a bonus when you wish to capture spontaneous situations where no variation of focal length is required.

State-of-the-art TTL metering and auto-flash control are an ideal combination of tradition and progress. In all other respects, well-known and time-tried features have been preserved, such as the folding crank advancing the film with a rapid back-and-forth movement, at the same time setting the shutter and stepping the frame counter without making multiple exposures impossible. Further features are: Film-speed setting from ISO 25/15° to 6400/39°, cable-release socket, shutter-release lock and an accessory shoe with hot and control contacts for modern dedicated flash units.



Rolleiflex 2.8 FX

Ingenious Image Quality – Exceptional Versatility



Planar 80 mm f/2.8 HFT



Photo: Gudrun Thielemann




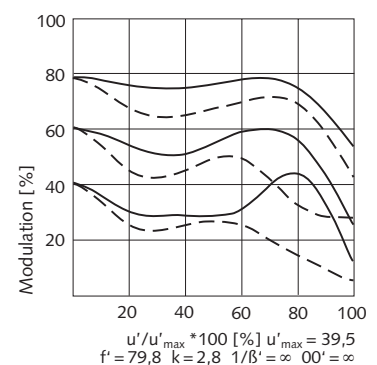
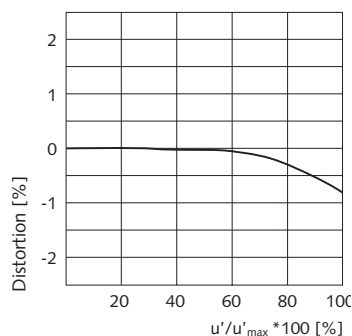
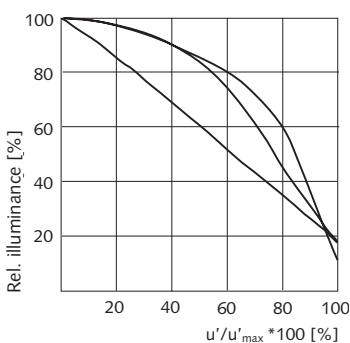
Photo: Jonny Harsch

The legendary reputation of the twin-lens Rolleiflex is, of course, due in large part to its outstanding lenses. Names like Zeiss Tessar, Schneider Xenotar and Zeiss Planar – to mention only a few of the f/2.8 lenses – are synonymous with superior optical precision and performance. They have helped cement the worldwide fame of photographic equipment “Made in Germany”.

The Franke & Heidecke GmbH makes some of the top Zeiss lenses under license at Brunswick, such as the 80mm Planar f/2.8 HFT for the Rolleiflex 2.8 FX.

Its design ensures minimum curvature of field and very high correction of chromatic aberrations. With its Rollei HFT coating, this lens therefore

guarantees outstanding resolution, excellent contrast rendition and superior color saturation.



Rolleiflex 4.0 FW

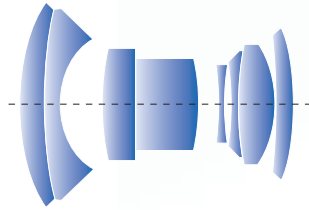
Outstanding Wide-Angle Performance – Top-Notch Optical Quality



Photo: Studio Kollmorgen



Photo: Studio Kollmorgen



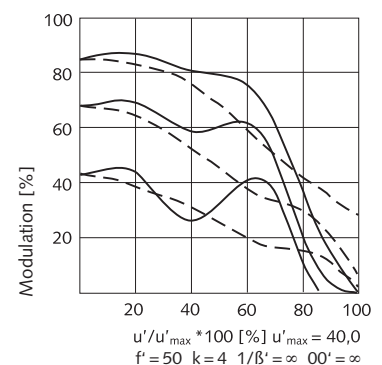
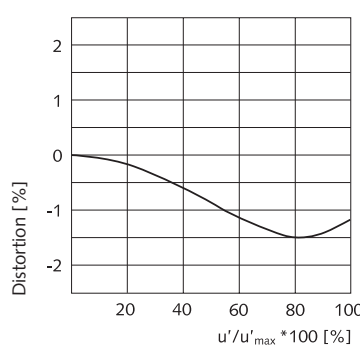
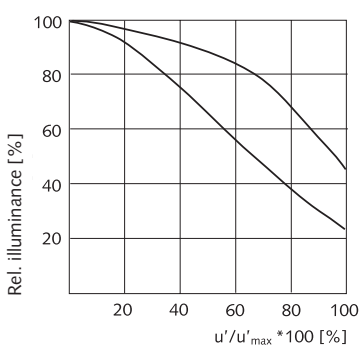
Super-Angulon 50 mm f/4 HFT



It is not only in music and fashion that one-time best-sellers are staging a comeback. In technology also time-tried classical products are on an upsurge. In addition to the Rolleiflex 2.8 GX/FX, Franke & Heidecke also offer a rerun of the 6x6cm Wide-Angle Rolleiflex that was once in such high demand with professional photographers. The wide-angle camera is the perfect blend of the world-famous "twin-lens" with present-day operating comfort and top quality. As early as in the sixties, the twin-lens wide-angle Rolleiflex gained world fame for its reputation of top

picture quality combined with high reliability, ease of operation and advanced technology. Like no other camera before it, this Rolleiflex was a photographer's dream come true when it came to mechanical precision and optical perfection. Reason enough to relaunch this highly reputed model. Today's Rolleiflex 4.0 FW is an ideal combination of time-tried design and advanced technical features. Optically, for example, it comes with Schneider-Kreuznach's new Super-Angulon HFT with an initial aperture of f/4 and 50mm focal length.

Its low weight and compact design make the camera a pleasure to use. Thanks to all these features, the camera now as before is the ideal tool for scenery and group shots. All of us will probably remember the picture of Rollei press photographers shooting with their cameras held high above their heads, well above all those surrounding them. But the camera is just as handy for interior architectural shots, etc.



Rolleiflex 2.8 FX · 4.0 FW · 4.0 FT
A Photographer's Dream



1



2



3



4



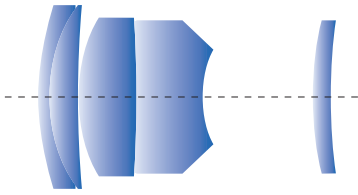
5

Photos:
Gudrun Thielemann (1-4)

6 Dirk Bethge (5)

Rolleiflex 4,0 FT

Precision engineering at its best – Ultra-high performance in telephotography



Tele-Xenar 135 mm f/4 HFT



Photo: Marc Stantien



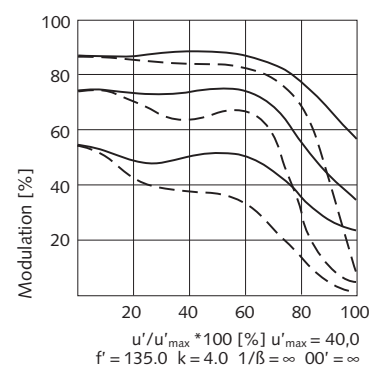
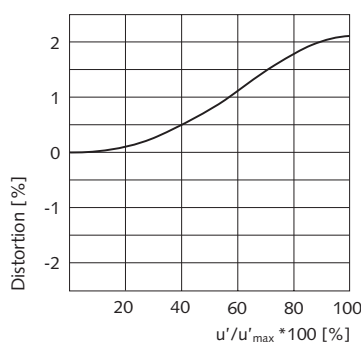
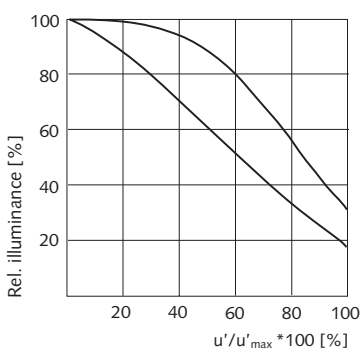
Photo: Marc Stantien

With the Rolleiflex 4.0 FT, Franke & Heidecke have meanwhile completed their line of world-famous twin-lens reflex cameras.

In this camera also, the classical design concept has been upgraded by modern operational comfort and advanced technology. A new mechanical focusing system, for example, has reduced the close-focusing distance to a mere 1.50 m – a noticeable improvement over the 2.60 m in the original model from the nineteen sixties.

The completely redesigned Tele-Xenar by Schneider Kreuznach has a maximum aperture of f/4 and a focal length of 135 mm. It excels by outstanding performance. In view of the large front-lens diameter, the filter bayonet now is of size IV.

Like its two sister models, the Rolleiflex 2.8 FX and the 4.0 FW, the Rolleiflex 4.0 FT is remarkably light and handy. It is ideal for classical portraiture, but it is also well-suited for tightly cropped framing in general photography.



Rolleiflex 2.8 FX · 4.0 FW · 4.0 FT

Reliable and easy to use: TTL metering and autoflash control

The twin-lens Rolleiflex cameras feature the most reliable and advanced exposure-metering technique available today: Their built-in meter measures the light right through the lens (TTL). Colored LEDs in the viewfinder indicate whether there is over or underexposure (red), whether the setting is off by, say, half an f-stop (yellow) or whether it's right on target (green). The metering pattern used is center-weighted average and thus fully in tune with practical requirements. Exposure is balanced with aperture or shutter-speed priority. This makes for simple and accurate operation, allowing the photographer to concentrate fully on composition even in difficult situations.

Even advanced TTL flash control with an SCA-356 adapter and an SCA-300 system flash unit is nothing but routine. In this system, a sensor meters the flash light reflected from the film surface while the shutter is open. The SCA-356 adapter then controls the light output to suit the subject. The dedicated flash system guarantees optimum working conditions and thus optimum results.

Twin-lens reflex cameras are ideally suited for use in conjunction with powerful handle-mount flash units, such as those made by Metz.



Photo: Florian Adler



Exposure metering

Pressing the unlocked shutter release activates the exposure meter for approx. 30 seconds. The process may be repeated at will, any time. One of the five LEDs in the viewfinder will light up.

Its metering pattern makes the Rolleiflex ideal even for the most demanding shooting situations, such as very contrasty subjects.



(A) At least 1 EV underexposure



(B) Underexposure by about $1/2$ EV



(C) Correct exposure



(D) Overexposure by about $1/2$ EV



(E) Overexposure by at least 1 EV

Rolleiflex 2.8 FX · 4.0 FW · 4.0 FT

Ingenious down to the last detail

Its robust mechanics once laid the foundation for its legendary fame. Meanwhile, the Rolleiflex also offers the precision and ease of an advanced metering system. The Rolleiflex cameras come with integral center-weighted exposure metering, with LED indicators in the viewfinder. This makes the cameras particularly fast and reliable in both variable and constant lighting conditions. With the exception of its metering system, the camera remains fully operative even when the battery is spent, just like a good mechanical camera should.

- ① Film-advance and shutter-setting crank
- ② Strap holder, right
- ③ Folding-hood release button, right
- ④ Frame counter
- ⑤ Folding hood with frame finder (only 2.8 FX) and focusing magnifier
- ⑥ Shutter-speed dial
- ⑦ Heidosmat viewfinder lens with double bayonet mount
- ⑧ F-stop and shutter-speed window
- ⑨ Taking lens with double bayonet
- ⑩ Camera-back lock
- ⑪ Locking shutter release and cable-release socket
- ⑫ Aperture dial
- ⑬ Battery-check button
- ⑭ Battery-status LED display
- ⑮ Folding-hood release button, left
- ⑯ Focusing knob with depth-of-field scale
- ⑰ Strap holder, left
- ⑱ Knob for empty film spool
- ⑲ Accessory shoe with hot and control contacts for dedicated flash units
- ⑳ Film-speed dial with settings from ISO 25/15° to 6400/39°
- ㉑ Battery compartment
- ㉒ Knob for film spool
- ㉓ X-sync flash terminal



Rolleiflex 2.8 FX · 4.0 FW · 4.0 FT

Accessories to widen your scope



Photo: Marc Stantien



Prism finder

Viewing angle 45° or 90°. For an optimum upright and unreversed viewfinder image, well-protected against disturbing flare.


Cat. Nos. 97 046, 97 048



Ground-glass screen

Fine ground-glass screen for precise focusing. Particularly well-suited for composition when focusing aids might be found disturbing.

Cat. No. 97 054



Bright focusing screen

Microfine screen for focusing anywhere within the field, unobstructed by focusing aids. With orientation aids for frame lines of 4.5 x 6 vertical and horizontal formats.

Cat. No. 64 911



Bright focusing screen with central microprism and split-image rangefinder

Split-image range-finder for maximum focusing accuracy with vertical lines, microprism collar plus fine ground-glass screen for focusing anywhere within the field.

Cat. No. 97 069



High-D screen for a super-bright screen image and precise focusing

High-definition microfine focusing screen for optimum screen viewing. Split-image range-finder for maximum focusing accuracy with vertical lines. Frame lines for 4.5 x 6 in vertical and horizontal formats.

Cat. No. 10 772



Filter adapters

Locking swivel filter attachments for E 46 and E 58 screw mounts for earlier and current Rolleiflex cameras with size III or IV bayonet mount. Extremely useful for work with filters for black-and-white photography as well as polarizing filters that can easily be swung from the viewfinder to the taking lens in their predetermined position.

Cat. Nos. 91 810 (size III), 91 811 (size IV)



Filters

For monochrome or color photography; medium yellow filter and R1.5 color conversion filter.

Cat. Nos. 96 427, 96 593

(Further filters available from B+W Filterfabrik, Bad Kreuznach)



Rigid size III and IV metal lens hoods

To protect your taking lens from flare, rain and splashing water.

Cat. No. 17 015 (size III), 17 016 (size IV)



Rolleiflex tripod head

No more screwing down and unscrewing your camera from the tripod. Simply insert and clamp the camera. Leave the Rolleiflex on your tripod!

Cat.No. 96 548



Pistol grip

For eyelevel snaphooting. Ideal in combination with 45° or 90° prism finder. Wrist strap secures camera and grip on photographer's wrist.

Cat. No. 96 630



SCA-356 flash adapter

Permits dedicated flash operation with SCA-300 flash units. All connections are made by simply attaching the flash unit with SCA adapter to the camera's accessory shoe. Optimum flash results are thus guaranteed.

Cat. No. 97 661



Everready cases

Made of black cowhide, takes your camera with standard viewfinder hood and one filter. Its front can be swung down or detached.

Cat. No. 17 010 (FX), 17 011 (FW)



Soft leather case

Made of black nappa leather. Two zip fasteners ensure instant readiness of camera (with standard finder hood, one filter and lens hood). The case stays on the camera during shooting.

Cat. No. 11 908 (Only Rolleiflex 2.8 FX and 4.0 FW)



Size IV metal lens hood

High-quality milled-aluminum, black-anodized lens cap with F&H logo and matte-chromed brass plate.

Cat. No. 17 022

Rolleiflex 2.8 FX · 4.0 FW · 4.0 FT Specifications

Camera type

Twin-lens reflex camera with TTL metering and TTL autoflash control.

Frame size

6 x 6 cm.

Film types

Film-speed setting on camera from ISO 25/15° to ISO 6400/39°.

Exposure metering

Center-weighted average metering by two silicon photo diodes. Five-LED display in viewfinder.

Metering range

EV 3 – 18/3.2 – 100000 asb/1 – 33000 cd/m² at ISO 100/21°, with 80 mm f/2.8 lens.

Lens

Rolleiflex 2.8 FX:

80mm Planar f/2.8 HFT, diagonal coverage 53°, size III filter bayonet, focusing from ∞ to 1 m.

Rolleiflex 4.0 FW:

50mm Schneider Super-Angulon f/4.0 HFT, diagonal coverage 75°, size IV filter bayonet, focusing from ∞ to 0.60 m.

Rolleiflex 4.0 FT:

135mm Schneider Super-Angulon f/4.0 HFT, diagonal coverage 33°, size IV filter bayonet, focusing from ∞ to 1.50 m.

Shutter

Leafshutter (1 to 1/500 s and B), X-synchronized. Aperture and shutter speed cross-coupled with exposure meter.

Viewfinder system

Heidosmat viewfinder lens 80mm f/2.8 or 50 mm f/4 and 135 mm f/4.

Standard folding hood.

Parallax compensation for focus distance.

Interchangeable for 45° or 90° prism finder.

Interchangeable viewing screens.

Standard focusing screen

Rolleiflex 2.8 FX: Bright focusing screen with central microprism and split-image rangefinder.

Rolleiflex 4.0 FW and 4.0 FT: High-D-Screen.

Flash synchronization

1/500 s to 1 s and B. Hot accessory shoe with contacts for TTL autoflash control in conjunction with dedicated flash units and dedicated adapter SCA 356.

X sync terminal for plug.

Autoflash control

TTL flash metering via additional silicon photo diode.

Film advance

By shutter-setting crank. Automatic stop at frame 1. Double-exposure lock with override. Frame counter from 1 to 12, automatically resetting when film is changed.

Sockets

Cable-release socket. 1/4" tripod socket.

Dimensions (in/h x w x d)

Rolleiflex 2.8 FX: 5.787 x 4.291 x 4.252 in

Rolleiflex 4.0 FW: 5.787 x 4.291 x 4.646 in

Rolleiflex 4.0 FT: 5.787 x 4.291 x 5.374 in

Weight

Rolleiflex 2.8 FX: 43.916 oz

Rolleiflex 4.0 FW: 44.974 oz

Rolleiflex 4.0 FT: 49.029 oz



Rolleiflex First Model,
1929



Rolleiflex Standard,
1932



Rolleiflex 2.8 E,
1956



Rolleiflex 6 x 6 Automat,
1938



Rolleiflex 3.5 F,
1958



Rolleiflex T,
1958



Wideangle-Rolleiflex,
1961



Rolleimagic I,
1960



Rolleiflex 2.8 F,
1960



Tele-Rolleiflex,
1959



Rolleiflex 2.8 F,
"Aurum", 1983



Rolleiflex 2.8 F,
"Platin", 1984



Rolleiflex 2.8 GX,
1987



Rolleiflex 2.8 GX,
"Edition", 1989



Rolleiflex 2.8 GX,
"Newton", 1992



Rolleiflex 2.8 GX,
"80 Years", 2000



Rolleiflex 4.0 FT,
2006



Rolleiflex 4.0 FW,
2003



Rolleiflex 2.8 FX,
2001



Franke & Heidecke GmbH · Feinmechanik und Optik
Salzdahlumer Straße 196 · D-38126 Braunschweig
www.franke-heidecke.net
Certified to DIN EN ISO 9001